




SCAFFOLDING
& FORMWORK
SPECIALISTS



WACO FORMWORK

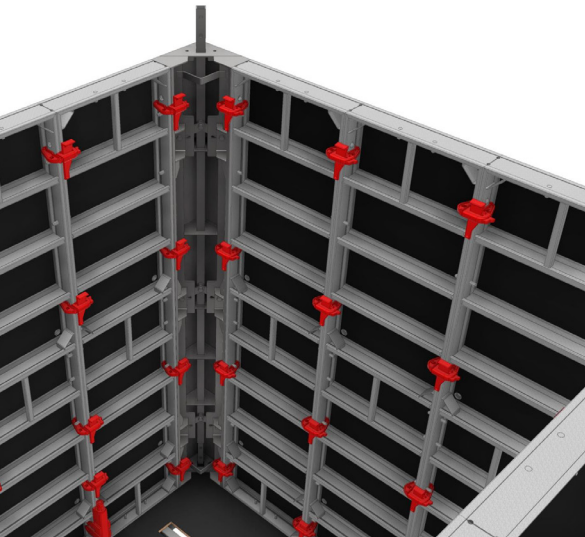
**SHAFT FORMWORK AND INTERNAL
PLATFORM SOLUTIONS**

The ultimate time and money saver for lift and stair shafts

◀ CRANE HANDLED SOLUTION

For Core Formwork And Internal Platform Requirements

Stair, lift and other shafts can be formed by TIFA or TIFA LITE Panel Formwork Systems with the use of Internal Stripping Corners. Partnered with the Klik-Klak Internal Shaft Platform this system is a safe, flexible and fast way to construct shafts.



*Internal Shaft Formwork
with Stripping Corner*

SAFE

The suspended Internal Platform ensures that openings are closed during all construction cycles.


FLEXIBLE

The System Formwork can be designed to suit most Stair and Lift Shaft dimensions. The TIFA LITE system can be utilised for its lightweight handling advantages.

FAST


The internal formwork box can be quickly released without crane assistance or dismantling. The internal platform and formwork can be jumped to the next level by crane at the same time.

◀ INSTALLATION PROCESS



STAGE 1

Recess is formed with a multi-use metal pocket former attached to the formwork panel.



STAGE 2

Formed recess.

◀ EASY SOLUTION FOR LIFT SHAFTS


Innovative Solution for Lift and Stair Shafts

Simple and Short Forming Times

- The Waco Stripping Corner Solution lets you cut forming times of lift and stair shafts by over 50%.
- Saves crane time.
- Saves conventional forming time.

Easy to Use

- By turning a spindle, the formwork can be struck without the use of a crane in case of using a stripping panel.
- Operated by just one person.
- Operated from the top without any special tools.



STAGE 3

Klik-Klak for formed recess in pouring position.



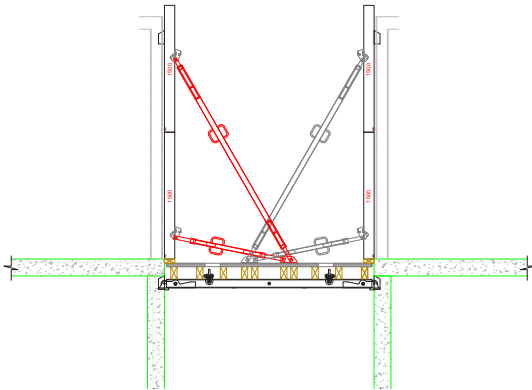
STAGE 4

Klik-Klak for formed recess in transition to next level.

◀ TYPICAL CONSTRUCTION CYCLE

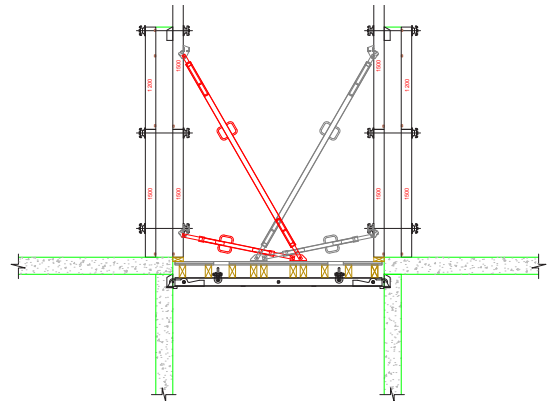
STEP 1

Internal box installed and fix reinforcement



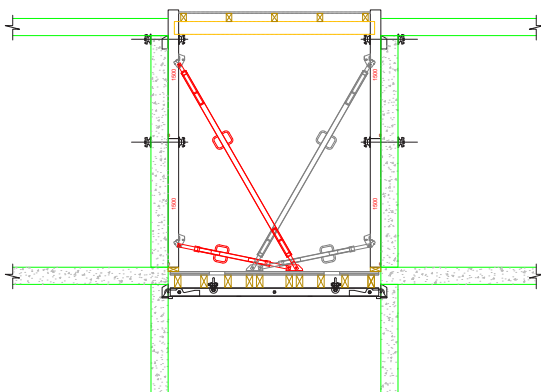
STEP 2

Wall pour with recess formed



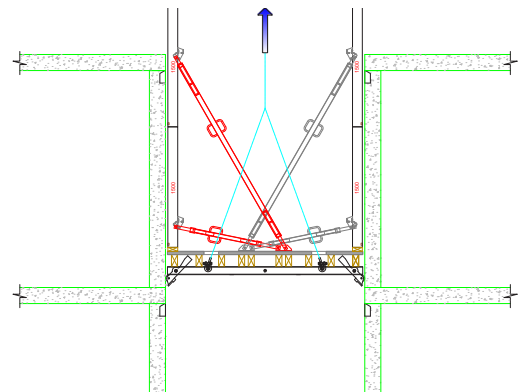
STEP 3

Slab pour



STEP 4

Install slings to lifting points and move to next level



**Fast, safe, affordable.
Experience the Waco difference.**

CONTACT

Head Office

Suite 2.02, Level 2, 3 Rider Blvd

Rhodes NSW 2138

P: 1300 333 113

F: 02 8399 9198

E: headoffice@wacokwikform.com.au

BRANCHES

Australia

- Sydney
- Brisbane
- Melbourne

New Zealand

- Auckland
- Wellington
- Christchurch
- Queenstown
- Dunedin